


Beogram RX-2 ufsen

Type 5831 - 5833 - 5835

10-84

3538610

PASTE INTO SERVICE MANUAL BEOGRAM 1800, 2000, 5000, TYPE 583X



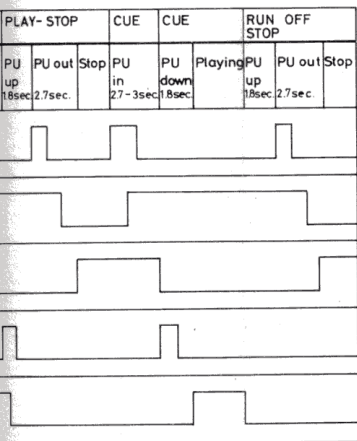
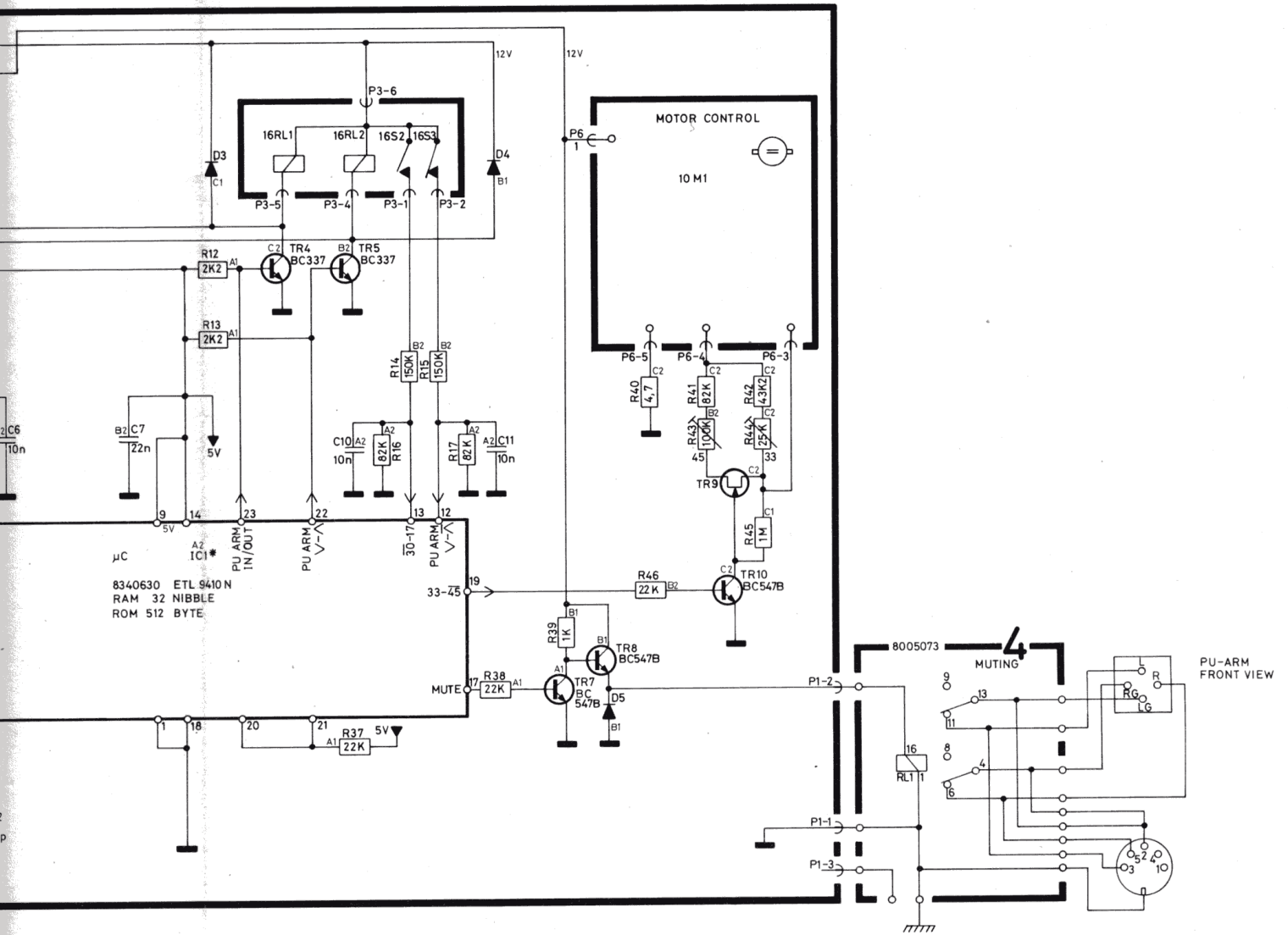
Beogram RX-2

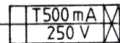
Type 5831 - 5833 - 5835

Supplement for

Beogram 1800, 2000, 5000





Explanation of the fuse symbols used in the set:
 Replace with same type 500 mA-250 V Slow acting fuse.

GND	1	24	D0
CK0	2	23	D1
CK1	3	22	D2
RESET	4	21	D3
L7	5	20	G3
L6	6	19	G2
L5	7	18	G1
L4	8	17	G0
V _{cc}	9	16	SK
L3	10	15	S0
L2	11	14	S1
L1	12	13	L0